

G-TRAN Series (Sensor Unit/Box Unit/Display Unit)



G-TRAN Series

ULVAC designs its products with particular emphasis on the fundamentals of functional efficiency, compactness, light weight and low cost.

Using the know-how gained through years of experience as a leading vacuum technology company, ULVAC has constantly strived to develop vacuum gauges that fully meet customer requirements. The G-TRAN Series vacuum gauges were developed with the primary design goals of size reduction and versatility of process control for a varied range of vacuum equipment applications.

The G-TRAN Series vacuum gauges make the following benefits possible:

- Equipment cost reduction
- Reduced space requirements
- Simplified piping and electrical connections

The G-TRAN Series consists of the following 3 basic units, which can be configured to fit the desired customer application.

- (1) Sensor Unit—An integrated sensor head with an electronics circuit
Recommended if visual display of pressure is not required. Provides an analog signal and set point output.
- (2) Box Unit—A separate sensor head and electronics circuit
Required if gauge is to be baked-out. Also provides an RS 485 serial output.
- (3) Display Unit—Connects to either the sensor unit or to the box unit
Necessary if a visual display of the pressure is required.

Features

[1] Sensor unit

- Measurement possible without a display unit.
- Space saving design
- System's cost reduction
- Two set point outputs

[2] Box unit

- Control by serial communication
- Bakable sensor head
- Compact design
- Two set point outputs

[3] Display unit

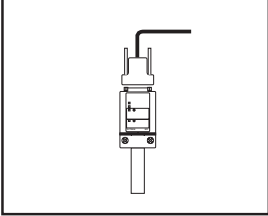
- DC24V and AC100V power sources available.
- 48 mm x 48 mm (DC24V) and 96 mm x 96 mm (AC100 V) display size on the DIN standard.
- Independent set point output (2 points) of those sensor unit or box unit

The G-TRAN units can be combined to suit the range of different customer applications. Some examples are shown below.

Applications

Sensor unit (SP1)

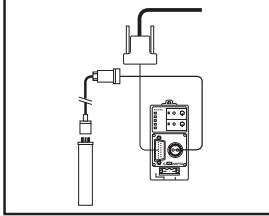
Display: None
 Analog output: DC0-10 V (non-linear output)
 Set points: 2
 Input power: DC24 V



Purchase example:
 Sensor unit SP1
 Gauge head WP-01

Box unit (BPR2)

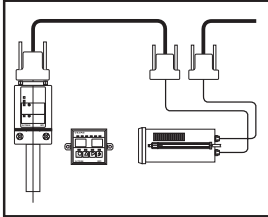
Display: None
 Baking: Possible
 Analog output: DC0-10 V (non-linear output, quasi-logarithmic output)
 Communication method: RS-485
 Set points: 2
 Input power: DC24 V



Purchase example: Box unit BPR2
 Gauge head WP-01
 2m cable for box unit WP

Display unit (ISP1 + SP1)

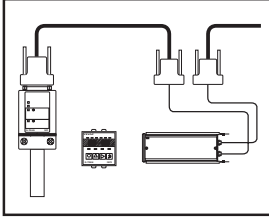
Display: Digital, 48mm x 48mm
 Analog output: DC0-10 V (quasi-logarithmic output)
 Set points: 2 (Max. 4 points)
 Input power: DC24 V



Purchase example:
 Sensor unit SP1
 Gauge head WP-01
 Display unit ISP1
 2m display cable

Sensor unit (ISP2 + SP1)

Display: Digital, 96 x 96mm
 Analog output: DC0-10 V (quasi-logarithmic output)
 Set points: 2 (Max. 4 points)
 Input power: AC100 V



Purchase example:
 Sensor unit SP1
 Gauge head WP-01
 Display unit ISP2
 2m display cable

Application example (Multi-drop method)

Display: None
 Box unit is used
 Communication method: RS-485
 Baking is possible
 Set points: 2 at each unit
 Input power: DC24 V

Purchase example
 Box unit BPR2 x 4 sets
 Gauge head WP-01 x 4 sets
 Box unit WP cable x 4 sets

